

MEDMASTER CLEANSCENE™

CS SERIES

PRODUCT FEATURES:

- » Ceiling mount – surface, grid or flange; 2'x4'
- » Expansive offering of high quality graphic images
- » Antimicrobial finish option available
- » Regressed frame kit available for a skylight effect



PROJECT INFORMATION

Job Name _____

Fixture Type _____

Catalog Number _____

Approved by _____

SPECIFICATIONS

HOUSING: 20-gauge CRS. Hole-free one-piece seam welded construction. White TGIC polyester powder coat standard – 5-stage pre-treatment. Salt spray test: 1,000 hours. Flange/Surface mounting – antimicrobial finish optional on all exposed painted surfaces of installed luminaire.

DOORFRAME: 18-gauge CRS. One-piece inset construction welded corners. White TGIC polyester powder coat standard – 5-stage pre-treatment. Salt spray test: 1,000 hours. Antimicrobial finish optional on all exposed painted components of installed luminaire. Doorframe secured to housing with aircraft cables and 8 captive mounted Phillips-head stainless steel fasteners. Closed cell Neoprene/EPDM/SBR gasket seals doorframe to housing.

LENS: LF: .125" clear acrylic lens, .125" white acrylic diffuser to provide uniform surface illuminance. LED: .177" clear acrylic lens. All lenses secured with continuous lens retention system.

REGRESSED FRAME KIT (ACCESSORY): One-piece, .08" thick, seamless aluminum construction TGIC polyester powder coat finish in matte white or black. Provides easy-to-install, architectural skylight effect by raising fixture 2-inches above standard 1" or 1.5" T-bar grid ceiling.

ELECTRICAL: High-brightness, 6500K LED light source. 120-277VAC, 50/60Hz electrical input with serviceable high power factor electronic, constant-current driver (0.95 PF). Standard 0-10V dimming with 1-100% range; 200µA maximum source current. EMC meets FCC Part 15, Class A limits. Consult factory for fluorescent options.

SENSOR & CONTROLS: Optional sensor available with compatible third party controls. To see the full list of compatible controls, click [here](#).

INSTALLATION: SURFACE MOUNT: Four .312" diameter holes. GRID MOUNT: Designed for 1" and 1.5" grid. (Housing includes hanging brackets to secure housing with wire to super structure). FLANGE MOUNT: Yoke mounting hardware & brackets included. Install Frame positively locates yoke brackets within ceiling opening assures alignment of fixture. Install frame has no need for drywall backing. Backing is supplied on the frame brackets.

WARRANTY: Limited five (5) year LED warranty.

LISTINGS: UL and CUL Listed for Wet Location. UL certified IP65 per IEC 60598. NSF2 Splash/Non-Food Zone.



ORDERING INFORMATION (Ex: CS24-G10-D2-1-13L65K-120-2FB-2H)

Model	Mounting	Configuration	Lamp Qty	Lamp Type	Voltage	Frame Type	Housing Option	Options	Accessory	Image Selection
CS24			1	13L65K						

Mounting Options

- S†** Surface
- G10** Grid (1")
- G15** Grid (1.5")
- F** Flange

Configuration[▲] (see Below)

- D1H** One Horizontal Fixture
- D1V** One Vertical Fixture
- D2** Two Fixtures per Configuration
- D3** Three Fixtures per Configuration
- D4** Four Fixtures per Configuration
- SC** Specified Configuration (Consult Factory)

Lamp Quantity

- 1** One system

Lamp Type

- 13L65K** 13 Watt 6500K LED

Voltage

- 120** 120 Volts
- 277** 277 Volts
- DV** 120-277 Volts

Frame Type

- 2FB** 18-Ga CRS Painted Black
- 2FW** 18-Ga CRS Painted White
- PAFB** Black Painted Aluminum
- PAFW** White Painted Aluminum
- 5F** 18-Ga Type 304 SS Brushed

Housing Options

- 2H** 20-Ga CRS
- 5H** 20-Ga Type 304 SS
- PAH** .050" Painted Aluminum

Options

- AMF** Antimicrobial Finish (All Exposed Surfaces)

Accessories

- IF** Install Frame (Flange only)
- RFK24W** Regressed Frame Kit – White (Grid only)
- RFK24B** Regressed Frame Kit – Black (Grid only)

Image Selection

Click [here](#) for CleanScene lightbox image selections and ordering numbers. Consult factory for alternate image selection approval.

[▲] When ordering: only order total number of configurations needed

* n/a with Dual Voltage (DV)

† Available in 1-fixture configurations (D1H/D1V) only

FIXTURES PER CONFIGURATION[▲]

Configuration	Size	Number of Fixtures
D1H/D1V	2'x4'	1
D2	4'x4'	2
D3	4'x6'	3
D4	4'x8'	4

Consult factory for alternate configuration requests.

GRAPHIC IMAGE SIZE NEEDED – 2x4 FIXTURE

Surface (S)	21.00x45.00
Grid 1.0 (G10)	21.00x45.00
Grid 1.5 (G15)	20.50x44.50
Flange (F)	21.00x45.00



www.kenall.com | P: 800-4-Kenall | F: 262-891-9701 | 10200 55th Street Kenosha, Wisconsin 53144, USA

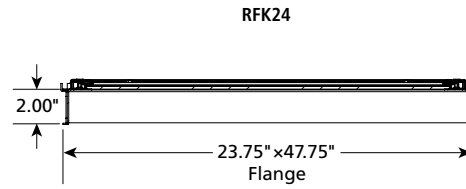
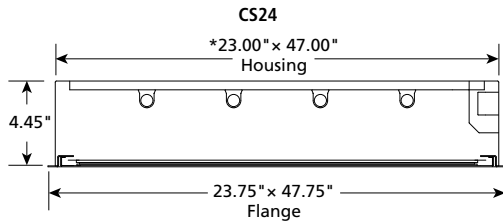
A brand of **legrand**

This product complies with the Buy American Act: manufactured in the United States with more than 50% of the component cost of US origin. It may be covered by patents found at [www.kenall.com/patents](#). Content of specification sheets is subject to change; please consult [www.kenall.com](#) for current product details. ©2022 Kenall Mfg. Co.

MEDMASTER CLEANSCENE™

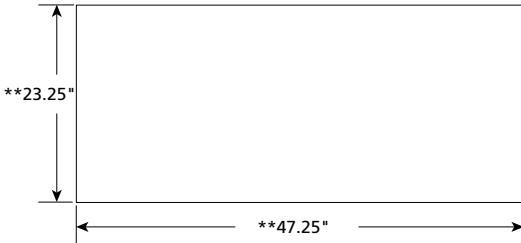
CS SERIES

DIMENSIONAL DATA



* Subtract .50" from housing width and length when 1.5" grid mounting option is specified.

RECOMMENDED CEILING CUTOUT



** Add .25" to each cut-out dimension when Install Frame (IF) accessory is specified.
For flange mount multiple-fixture configurations, minimum spacing between fixtures is 3-1/8"

