

SIMPLESEAL™

CSEDO SERIES – LED – OVERLAPPING DOOR

PRODUCT FEATURES:

- » High-output, high-CRI LED lamp sources for accurate color rendition and lighting performance
- » Diffused high-efficiency lens for reduced glare
- » Recessed ceiling mount; grid or flange - 1'x4', 2'x2', 2'x4'
- » Suitable for universal installation into 1.0" and 1.5" grid or flange (drywall) ceilings
- » One piece overlapping door provides air-tight integrity of luminaire
- » Optional Food Zone/Non-Contact listing, ideal for food processing applications
- » Optional NSF P442 Protocol assures a sealed cleanroom environment

SPECIFICATIONS

HOUSING: Standard 24-gauge (optional 20-gauge) cold rolled steel, hole-free, one-piece, seam-welded construction. 18-gauge housing flange with mitered and welded corners. White TGIC polyester powder coat finish with 5-step pre-treatment. Salt spray test: 1,000 hours; Reflectance: 92%.

DOORFRAME: 20-gauge type 304 stainless steel (#4 finish-post fabrication). One-piece 60° beveled perimeter construction. Continuous angle lens retention system. Mechanical guide for doorframe fastener alignment. Doorframe secured to housing with stainless steel aircraft cables and captive flush mounted Phillips head stainless steel fasteners (8) for 2x2, (12) for 2x4; thumb screws optional.

OPTICS: Symmetric optic includes diffused, impact-resistant acrylic lens. FN option includes FDA approved Food Zone clear polycarbonate lens outer lens; diffused acrylic inner lens.

DOORFRAME GASKET: One-piece closed cell extruded Nitrile gasket seals Doorframe to housing and ceiling structure.

ELECTRICAL: Available 3000K, 3500K, 4000K and 5000K color temperatures with maximum 3-step MacAdam variation allowance. 120-277VAC, 50/60Hz electrical input with serviceable high power factor electronic, constant-current driver (<20% THD, >0.95 PF). Standard 0-10V dimming with 1-100% range and dim-to-dark capabilities (non dim-to-dark with 347V; 660µA maximum source current per circuit). Optional 0-10V dimming with 0.1-100% range and dim-to-dark capabilities via eLoLED SOLdrive series driver (n/a 347V input; ≤0.5V required from dimming control for dim-to-dark operation; 800µA max. source current).

SENSOR & CONTROLS: Optional sensor available with compatible third party controls. To see the full list of compatible controls, [click here](#).

INSTALLATION: Non-IC recessed ceiling mounting into grid and flange application types. Flange installation utilizes included adjustable swing-out mounting brackets. Grid installation suitable for 1" and 1.5" T-bar ceilings. Housing is field-convertible between grid and flange-style mounting types. See Options for continuous row mounting and install frames.

PHOTOMETRICS: Photometry tested to the IESNA LM-79-08 standard. For additional photometric data, please go to www.kenall.com.

WARRANTY: Limited five (5) year LED warranty.

LISTINGS: Luminaire is certified to UL standards by Intertek Testing Laboratories for Wet Location. Certified IP66 per IEC 60598. NSF2 Splash/Non-Food Zone. CCEA Approved. Suitable for biosafety labs rated BSL 3 and 4. Optional NSF Protocol P442 certified. FED-STD-209E/Class 1 (ISO 3) Cleanrooms. Optional NSF2 Food Zone/Non-Contact. Suitable for EU GMP Grade A cleanrooms. Suitable for installation into -30°C to 40°C ambient environments, unless otherwise noted.



PROJECT INFORMATION	
Job Name	_____
Fixture Type	_____
Catalog Number	_____
Approved by	_____



ORDERING INFORMATION (Ex: CSEDO-24-67L-40K8-DIM1-DV-2F-4H-SYM)

Model	Size	Lamp Power	Lamp Color	Driver	Voltage	Doorframe	Housing	Optics	Options	Accessories	
CSEDO								SYM			
Size		Lamp Power		Driver Type				Options			
14	1'x4'	1'x4'		DIM1	0-10V Dimming to 1%			LEL†	10W Emergency Battery Pack		
22	2'x2'	45L	45 Watt LED	DIM01	0-10V Dimming to 0.1% (n/a with 347 Voltage)			20KV	20KV/KA Surge Protection per IEEE/ANSI C62.41.2 Cat. A		
24	2'x4'	67L	67 Watt LED					AMF*	Antimicrobial Finish		
		90L	90 Watt LED					FN**	Food Zone/Non-Contact		
		2'x2'		Voltage				TS	Stainless Steel Doorframe Thumb Screws		
		45LD	45 Watt Dual-Row LED	DV	120-277VAC, 50/60Hz			FS	Fuse & Holder		
		67L	67 Watt LED	120	120VAC			HJ	Sealed Wireway		
		90L	90 Watt LED	277	277VAC			MS	Motion Sensor (n/a with 347 Voltage Option)		
		2'x4'		347	347VAC			RF•	Radio Frequency Filter		
		45LD	45 Watt Dual-Row LED	Doorframe Options				RM♦	Continuous Row Mounting		
		67L	67 Watt LED	5F	20-Ga Type 304 SS (STD)			2C	Two Circuit Wiring (1'x4'-45L single circuit operation will yield uneven lens luminance)		
		90L	90 Watt LED	2F	20-Ga CRS			P442‡	Optional NSF Protocol P442 Certified		
		135L	135 Watt LED	XF	20-Ga Type 316 SS			Accessories			
		180L	180 Watt LED	PAF	.063" Painted Fabricated Aluminum			IF**	Install Frame		
		Lamp Color		Housing Options							
		30K8	3000K / 82 CRI min.	4H	24-Ga CRS (STD)					* Add .375" to ceiling cut out dimensions	
		35K8	3500K / 82 CRI min.	2H	20-Ga CRS					• Voltage specific selection required	
		40K8	4000K / 82 CRI min.	5H	20-Ga Type 304 SS					** Lensing consists of FDA approved Food Zone clear polycarbonate outer lens and diffused acrylic inner lens	
		50K8	5000K / 82 CRI min.	XH	20-Ga Type 316 SS					† n/a with 180L lamp option or 347V input; voltage-specific selection required and height of fixture is 5.875" when specified with 135L lamp option; 0°C/32°F min. operating environment.	
				PAH	.050" Painted Aluminum					▲ Applied only to exposed painted surfaces of luminaire (not available on stainless steel doorframes)	
				Optics						‡ P442 only available on CSEDO24	
				SYM	Symmetric, Diffused DR Acrylic					♦ Only available when installed in drywall ceilings (flange mount)	

Click [HERE](#) for CSEDO 'Fast Track' Ordering Options
Ships in 5 days



www.kenall.com | P: 800-4-Kenall | F: 262-891-9701 | 10200 55th Street Kenosha, Wisconsin 53144, USA

A brand of **Legrand**

This product complies with the Buy American Act: manufactured in the United States with more than 50% of the component cost of US origin. It may be covered by patents found at www.kenall.com/patents. Content of specification sheets is subject to change; please consult www.kenall.com for current product details. ©2022 Kenall Mfg. Co.

SIMPLESEAL™

CSEDO SERIES – LED – OVERLAPPING DOOR

PERFORMANCE		Initial Delivered Lumens		Input Power (W)	Drive Current (mA)	Estd. L70 LED Life (Hrs)
Model	Lamp Type	@ 25°C	Efficacy (lm/W)			
CSEDO14	45L-30K8	4,906	100	49	100	80,000
	45L-35K8	5,057	103			
	45L-40K8	5,230	107			
	45L-50K8	5,439	111			
	67L-30K8	7,514	104	72	75	80,000
	67L-35K8	7,747	108			
	67L-40K8	8,011	111			
	67L-50K8	8,332	116			
	90L-30K8	9,587	99	97	100	60,000
	90L-35K8	9,884	102			
	90L-40K8	10,221	105			
	90L-50K8	10,630	110			
CSEDO22	45LD-30K8	5,212	106	49	100	80,000
	45LD-35K8	5,373	110			
	45LD-40K8	5,556	113			
	45LD-50K8	5,779	118			
	67L-30K8	7,984	111	72	75	80,000
	67L-35K8	8,231	114			
	67L-40K8	8,511	118			
	67L-50K8	8,852	123			
	90L-30K8	10,259	106	97	100	60,000
	90L-35K8	10,576	109			
	90L-40K8	10,937	113			
	90L-50K8	11,374	117			
CSEDO24	45LD-30K8	6,293	137	46	50	100,000
	45LD-35K8	6,593	143			
	45LD-40K8	6,709	146			
	45LD-50K8	6,977	152			
	67L-30K8	8,753	122	72	75	80,000
	67L-35K8	9,171	127			
	67L-40K8	9,331	130			
	67L-50K8	9,704	135			
	90L-30K8	11,247	116	97	100	60,000
	90L-35K8	11,594	120			
	90L-40K8	11,990	124			
	90L-50K8	12,470	129			
	135L-30K8	15,943	108	147	100	60,000
	135L-35K8	16,436	112			
	135L-40K8	16,997	116			
	135L-50K8	17,677	120			
	180L-30K8	21,739	111	196	100	60,000
	180L-35K8	22,411	114			
180L-40K8	23,176	118				
180L-50K8	24,103	123				

Displayed information is for described luminaires only. Subject to change without notice. Visit www.kenall.com for IES files additional information.



www.kenall.com | P: 800-4-Kenall | F: 262-891-9701 | 10200 55th Street Kenosha, Wisconsin 53144, USA

A brand of Legrand

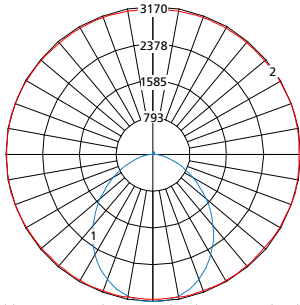
This product complies with the Buy American Act: manufactured in the United States with more than 50% of the component cost of US origin. It may be covered by patents found at www.kenall.com/patents. Content of specification sheets is subject to change; please consult www.kenall.com for current product details. ©2022 Kenall Mfg. Co.

SIMPLESEAL™

CSEDO SERIES – TECHNICAL DATA

PERFORMANCE

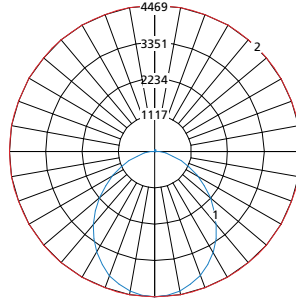
Model: CSEDO14-67L-40K8-DIM1-1-DV-5F-2H-SYM



Maximum Candela = 3170 Located At Horizontal Angle = 15, Vertical Angle = 2.5

- 1 - Vertical Plane Through Horizontal Angles (15-195) (Through Max. Cd.)
- 2 - Horizontal Cone Through Vertical Angle (2.5) (Through Max. Cd.)

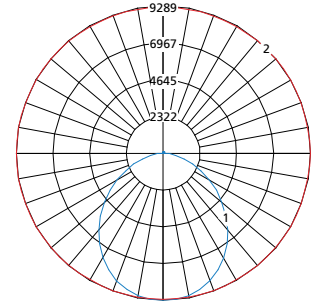
Model: CSEDO22-90L-40K8-DIM1-1-DV-5F-2H-SYM



Max Candela = 4469 Located At Horizontal Angle = 0, Vertical Angle = 0

- 1 - Vertical Plane Through Horizontal Angles (0 - 180) (Through Max. Cd.)
- 2 - Horizontal Cone Through Vertical Angle (0) (Through Max. Cd.)

Model: CSEDO24-180L-40K8-DIM1-1-DV-5F-2H-SYM

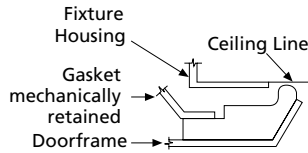


Max Candela = 9289 Located At Horizontal Angle = 0, Vertical Angle = 5

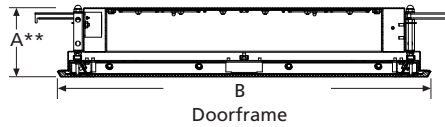
- 1 - Vertical Plane Through Horizontal Angles (0 - 180) (Through Max. Cd.)
- 2 - Horizontal Cone Through Vertical Angle (5) (Through Max. Cd.)

DIMENSIONAL DATA

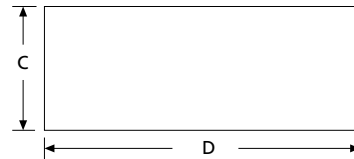
GASKET PROFILE



CROSS SECTION



CEILING CUTOUT



DIMENSIONAL DATA (IN INCHES)

	A	B	C	D
1x4	4.43	11.94 x 47.94	10.85	46.85
2x2	4.43	23.94 x 23.94	22.85	22.85
2x4	4.43	23.94 x 47.94	22.85	46.85

* Add .375" to ceiling cut out dimensions when IF Option is specified

** Height is 5.875" with 135L lamp option when ordered in conjunction with LEL option.



www.kenall.com | P: 800-4-Kenall | F: 262-891-9701 | 10200 55th Street Kenosha, Wisconsin 53144, USA

This product complies with the Buy American Act: manufactured in the United States with more than 50% of the component cost of US origin. It may be covered by patents found at www.kenall.com/patents. Content of specification sheets is subject to change; please consult www.kenall.com for current product details. ©2022 Kenall Mfg. Co.

A brand of **legrand**