

MILLENIUM FINITE™

FN SERIES

PRODUCT FEATURES:

- » Full cut-off LED wall-pack with classic design aesthetic
- » Type II, III and IV optical distribution options
- » High-efficiency, high-power LED sources
- » Available two-circuit and cold-weather battery pack options
- » Peace of Mind Guarantee®



PROJECT INFORMATION

Job Name _____

Fixture Type _____

Catalog Number _____

Approved by _____

SPECIFICATIONS

HOUSING: High-impact resistant, UV-stabilized injection molded polycarbonate. Marine-grade die-cast aluminum driver housing.

DOOR: High-impact resistant, UV-stabilized injection molded polycarbonate with detachable hinge. Secured to housing with four (4) captive, recessed Torx® (or optional Phillips head) stainless steel screws. Lens sealed with closed-cell silicone gasket and secured to door frame with heavy gauge stainless steel brackets.

GASKETING: Closed cell, silicone "O" ring gasket seals joint between polycarbonate housing and die-cast aluminum driver housing and joint between polycarbonate housing and polycarbonate lens frame assembly. Thick gauge, die-cut, closed cell neoprene with self-adhesive gasket seals joint between housing and mounting surface or accessory surface conduit adapter.

ELECTRICAL: Serviceable high-brightness LED array. See Ordering Information for color temperature and CRI options. 70 CRI minimum. 120-277 VAC or 347VAC 50/60Hz single-phase input; constant-current dimming driver; <10% THD, >0.95 PF. Minimum 85% electrical efficiency. 0-10V dimming protocol with 1-100% range, 200µA source current. Replaceable surge suppressor rated to 10kA/kV per IEEE/ANSI C62.41 Cat. A. EMC compliant with FCC 47 CFR Part 15, Class A.

SENSOR & CONTROLS: Optional sensor available with compatible third party controls. To see the full list of compatible controls, [click here](#).

INSTALLATION: Fixture is factory pre-wired and includes gasketed, 16-gauge stainless steel quick mounting plate. Once four-point mounted to wall (required for Peace of Mind Guarantee®) or accessory surface conduit adapter, allows quick mounting with hook-and-lock mechanism. Quick mounting plate bolts to wall (fasteners by other), fixture attaches to mounting plate with two (2) captive Torx® T-20 with center pin (or optional Phillips head) screws, which are concealed but accessible from bottom. Suitable for ambient temperature applications from -40°C (-40°F) to 40°C (104°F) environments, except as noted.

SURFACE CONDUIT ADAPTER (ACCESSORY): Marine-grade die-cast aluminum construction includes die-cut gaskets and two 3/4" threaded connection ports. Once four-point mounted to wall (required for Peace of Mind Guarantee®) allows same quick mounting (hook-and-lock) capability as described in the Installation section above.

PHOTOMETRICS: Photometry tested to the IESNA LM-79-08 standard by an ILAC/ISO 17025 accredited laboratory. For additional photometric information, go to www.kenall.com.

WARRANTY: Limited five (5) year LED warranty. [Peace of Mind Guarantee against breakage](#).

LISTINGS: Luminaire is certified to UL Standards by either Underwriters Laboratory or Intertek Testing Laboratory for Wet Location. UL certified IP65 per IEC 60598. IESNA-designated full cut-off. Luminaire tested to an IK10 impact protection rating per IEC 60068-2-75:1997-08.



In Stock SKU

FN9-4-7-DB-16L-40K7-DV

ORDERING INFORMATION (Ex: FN9-4-7-MB-24L-40K8-DV)

Model	Optic System	Lens Type	Finish	Lamp Power	Lamp Color	Voltage	Options	Accessories
		7						
Model				Lamp Power			Options	
FN9	9" Full Cutoff			9"			CEL† Integral Cold Weather Battery Pack (-20°C to 35°C ambient temp range)	
FN15	15" Full Cutoff			16L 16 Watt LED			LEL† Integral Emergency Battery Pack (0°C to 35°C ambient temp range)	
				24L 24 Watt LED			FS Single Fuse & Holder	
Optic System				15"			PH Phillips Head Fasteners	
2	Type II			24L 24 Watt LED			2C* Two-Circuit Wiring	
3	Type III			36L 36 Watt LED				
4	Type IV			47L 47 Watt LED				
Lens Type				49L 49 Watt LED			Accessories	
7	.187" Clear Polycarbonate						SA Die-Cast Surface Adapter	
Finish				Lamp Color				
DB	Dark Bronze			40K7 4000K, 70 CRI				
MB	Matte Black			40K8 4000K, 80 CRI			† Available only with FN15-24L model (cannot be combined with 347V or 2C options)	
MW	Matte White			50K7 5000K, 70 CRI			* Available only with FN15-24L and 49L models. Option provides separately powered drivers/LED modules	
CC	Custom Color (Consult factory)			Voltage				
				DV	120-277 Volts			
				120	120 Volts			
				277	277 Volts			
				347	347 Volts			



www.kenall.com | P: 800-4-Kenall | F: 262-891-9700 | 10200 55th Street Kenosha, Wisconsin 53144, USA
 This product is able to comply with the latest domestic preference legislation, such as the Buy American Act (BAA), Trade Agreement Act (TAA), Build America, Buy America Act (BABA), and others. It may be covered by patents found at www.kenall.com/patents. Content of specification sheets is subject to change; please consult www.kenall.com for current product details. ©2024 Kenall Mfg. Co.

A brand of Legrand

MILLENIUM FINITE™

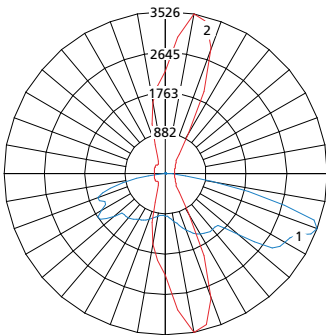
FN SERIES – Technical Data

PERFORMANCE

Model	Lamp Type	Initial Delivered Lumens (lm)			Efficacy (lm/W)	Input Power (W)	Drive Current (mA)	Estd. L70 LED Life (hrs)
		Type 2	Type 3	Type 4				
FN9	16L-40K7	1855	2100	2078	93-105	20	350	150,000
	16L-40K8	1788	2024	2003	89-101	20	350	150,000
	16L-50K7	1968	2228	2204	98-111	20	350	150,000
	24L-40K7	2598	2942	2911	96-109	27	350	125,000
	24L-40K8	2573	2914	2883	95-108	27	350	125,000
	24L-50K7	2756	3121	3088	102-116	27	350	125,000
FN15	24L-40K7	2823	3186	3169	101-114	28	350	150,000
	24L-40K8	2789	3148	3131	100-112	28	350	150,000
	24L-50K7	2995	3380	3362	107-121	28	350	150,000
	36L-40K7	4071	4594	4570	99-112	41	525	125,000
	36L-40K8	3984	4497	4473	97-110	41	525	125,000
	36L-50K7	4279	4830	4804	104-118	41	525	125,000
	47L-40K7	5073	5726	5695	92-104	55	700	100,000
	47L-40K8	5016	5661	5630	91-103	55	700	100,000
	47L-50K7	5383	6075	6042	98-110	55	700	100,000
	49L-40K7	5543	6256	6222	102-116	54	350	150,000
	49L-40K8	5425	6123	6090	100-113	54	350	150,000
	49L-50K7	5881	6637	6601	109-123	54	350	150,000

Information above was tested with the Clear Polycarbonate lens. Subject to change without notice. Visit www.kenall.com for IES files and additional information.

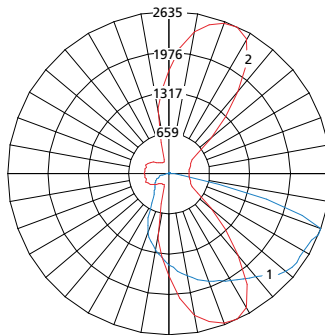
Model: FN15-2-7-DB-49L-40K8-DV



Maximum Candela = 3526 Located At Horizontal Angle = 80, Vertical Angle = 70

— 1 - Vertical Plane Through Horizontal Angles (80-260) (Through Max. Cd.)
 — 2 - Horizontal Cone Through Vertical Angle (70) (Through Max. Cd.)

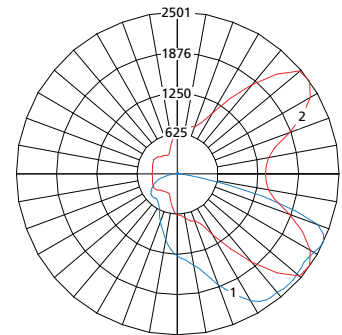
Model: FN15-3-7-DB-49L-40K8-DV



Maximum Candela = 2635 Located At Horizontal Angle = 65, Vertical Angle = 67.5

— 1 - Vertical Plane Through Horizontal Angles (65-245) (Through Max. Cd.)
 — 2 - Horizontal Cone Through Vertical Angle (67.5) (Through Max. Cd.)

Model: FN15-4-7-DB-49L-40K8-DV



Maximum Candela = 2501 Located At Horizontal Angle = 35, Vertical Angle = 65

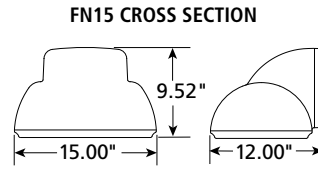

— 1 - Vertical Plane Through Horizontal Angles (35-215) (Through Max. Cd.)
 — 2 - Horizontal Cone Through Vertical Angle (65) (Through Max. Cd.)



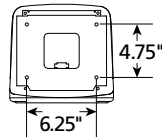
www.kenall.com | P: 800-4-Kenall | F: 262-891-9700 | 10200 55th Street Kenosha, Wisconsin 53144, USA
 This product is able to comply with the latest domestic preference legislation, such as the Buy American Act (BAA), Trade Agreement Act (TAA), Build America, Buy America Act (BABA), and others. It may be covered by patents found at www.kenall.com/patents. Content of specification sheets is subject to change; please consult www.kenall.com for current product details. ©2024 Kenall Mfg. Co.

A brand of **legrand**

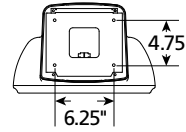
MILLENIUM FINITE™
FN SERIES – Technical Data
DIMENSIONAL DATA



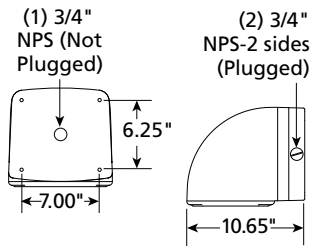
MOUNTING HOLES



MOUNTING HOLES



SURFACE ADAPTER



SURFACE ADAPTER

