


MILLENIUM STRETCH™

MLRS12 SERIES

PRODUCT FEATURES:

- » Surface mount – wall or ceiling; 12"×24", 12"×48", 12"×96"
- » Individual luminaires
- » ADA compliant



PROJECT INFORMATION

Job Name _____

Fixture Type _____

Catalog Number _____

Approved by _____

SPECIFICATIONS

HOUSING: Marine grade aluminum. Extruded body with die-cast end caps. Housing, with end caps, post assembly TGIC polyester powder coat finished – 5-step pre-treatment. See Ordering Information for standard, optional, architectural and custom finishes.

LENS: UV-stabilized, high impact extruded pearlescent polycarbonate. Smooth exterior, linear prismatic interior. Nominal thickness .156". Lens securely positioned in body channels and end caps. Lens locked in place with tamper-resistant stainless steel Torx® T-20 with center pin fastener.

END CAPS: Marine grade die-cast aluminum. Three styles available: Flat, Rounded and Reveal. Conduit and "Wiremold™" ready" knockouts visible only from interior of end cap (Flat and Rounded styles only).

SOCKETS: Shock-resistant sockets with internal locking collar to ensure positive lamp retention.

REFLECTOR: Full reflector/wire cover – 92% reflectivity.

HARDWARE: Stainless steel, tamper-resistant Torx® T-20 with center pin fasteners secure lens in housing body's lens channel (two on 24"; four on 48" housings; eight on 96" housings).

ELECTRICAL: **LED:** Available 3500K, 4000K and 5000K color temperatures, 82 CRI. 120-277VAC, 50/60Hz electrical input with serviceable high power factor electronic, constant-current driver (<20% THD, >0.95 PF). Standard 0-10V dimming with 3-100% range, maximum driver source of 500 µA. **LE:** Class P ballasts. Fluorescent electronic 120/277/347 and dual voltage ballasts high power factor.

SENSOR & CONTROLS: Optional sensor available with compatible third party controls. To see the full list of compatible controls, [click here](#).

INSTALLATION: Standard four-point (24" housing) six-point (48" housing) and twelve-point (96" housing) mounting recommended.

WARRANTY: limited ten (10) year warranty for LED Lamps.

LISTINGS: UL and CUL listed for Damp Location. See Options for Wet Location – covered ceiling mount. Corner, horizontal wall and pendant mount installation – damp location only. ADA compliant.



ORDERING INFORMATION (Ex: MLRS12-48-F-MB-PP-1-54-RS-120-FS-9500)

Model Length End Cap Finish Lens Lamp Qty Lamp Type Ballast/Driver Type Circuit Qty Voltage Options Accessories

MLRS12

Length

24 2'
48 4'
96 Two 4' (factory connected)

Lamp Type

2' Lengths
14▲ F14T5
17 F17T8
24†▲ F24T5HO

Voltage

120 120 Volts
277 277 Volts
347 347 Volts (Consult Factory)
DV 120-277 Volts

End Caps

R Rounded
F Flat
RV Reveal

4' Lengths

45L35K 45 Watt 3500K LED
45L40K 45 Watt 4000K LED
45L50K 45 Watt 5000K LED
67L35K 67 Watt 3500K LED
67L40K 67 Watt 4000K LED
67L50K 67 Watt 5000K LED
90L35K 90 Watt 3500K LED
90L40K 90 Watt 4000K LED
90L50K 90 Watt 5000K LED

Options

CDF Captive Diffuser Fasteners
EL*†‡ 500 Minimum Lumen Battery Pack (90 Minutes; 32°F Starting Temperature)
FS Single Fuse & Holder (one per circuit)
PEL*†‡ 1100 Minimum Lumen Battery Pack (90 Minutes; 32°F Starting Temperature)
PH Phillips Head Fasteners
PM§ Pendant Mount (Max. 3/8NPT stems by others; damp only)
TN▲ Twin Tube Night Light – 5/7/9 watts (120V only)
UC† Uplight Component (Pendant Mount only; stems by others; damp only)
WL Wet Location Rating (covered ceiling only)

Finish

MW Matte White
MB Matte Black
LG Light Gray
CC Custom Color (Consult Factory)

Lens

PP Pearlescent Polycarbonate

28 F28T5
32 F32T8
44 F48T8HO (2 lamp only)
54 F54T5HO
54A F54T5HO amalgam

Accessories

CMB§ Corner Mount Bracket (n/a with WL option)

Lamp Quantity (Cross Section)

1 One
2‡ Two
3‡ Three
4‡ Four

Ballast/Driver Type

DCC Dimming Constant Current (LED)
IS Instant Start Electronic <10% THD (T8,T8HO)
RS Rapid Start Electronic <10% THD (T8,T8HO,T5,T5HO)
SB Specified Ballast

Circuit Quantity

1 One
2† Two

* One lamp maximum in emergency mode
† n/a on 2' T5/T5HO or 3' T5HO fixtures with EL, PEL, or TN options.
▲ n/a with 347V
▼ 2' Fixtures have minimum 350-450 lumen battery pack n/a on 2' fixtures
‡ n/a with LED Lamp Options
§ PM and CMB not available in conjunction



www.kenall.com | P: 800-4-Kenall | F: 262-891-9701 | 10200 55th Street Kenosha, Wisconsin 53144, USA

A brand of **legrand**

This product complies with the Buy American Act: manufactured in the United States with more than 50% of the component cost of US origin. It may be covered by patents found at www.kenall.com/patents. Content of specification sheets is subject to change; please consult www.kenall.com for current product details. ©2022 Kenall Mfg. Co.

MILLENIUM STRETCH™

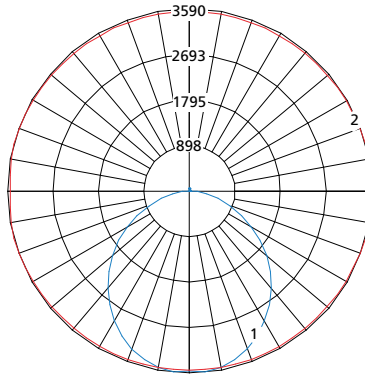
MLRS12 SERIES

PERFORMANCE

Lamp Type	Initial Delivered Lumens		Input Power (W)	Drive Current (mA)	Estd. L70 LED Life (Hrs)
	@ 25°C	Efficacy (lm/W)			
45L35K	4666	93	50	94	175,000
45L40K	4975	99	50	94	175,000
45L50K	5173	103	50	94	175,000
67L35K	6689	90	74	66	175,000
67L40K	7131	96	74	66	175,000
67L50K	7416	100	74	66	175,000
90L35K	8548	85	101	94	175,000
90L40K	9113	91	101	94	175,000
90L50K	9477	94	101	94	175,000

Displayed information is for selected luminaires only. Additional wattages and color temperatures are also available. Visit www.kenall.com for additional information.

Model: MLRS12-48-F-MW-PP-1-90L40K-DCC-1-DV

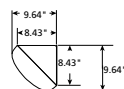
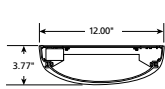


Maximum Candela = 12851 Located At Horizontal Angle = 15, Vertical Angle = 5

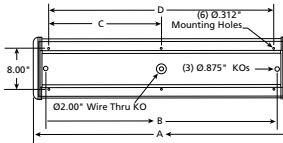
- 1 - Vertical Plane Through Horizontal Angles (15-195) (Through Max. Cd.)
- 2 - Horizontal Cone Through Vertical Angle (5) (Through Max. Cd.)

DIMENSIONAL DATA

CROSS SECTION/DETAILS



CORNER MOUNT BRACKET



MOUNTING HOLES

Nominal Two Foot Fixture Legend

LMP	End Cap	A	B	C	D
T8	R	27.132	22.312	N/A	21.000
T8	F	25.308	22.312	N/A	21.000
T8	RV	29.840	22.312	N/A	21.000
T5	R	25.548	20.728	N/A	20.875
T5	F	23.724	20.728	N/A	20.875
T5	RV	28.256	20.728	N/A	20.875

Nominal Three Foot Fixture Legend

LMP	End Cap	A	B	C	D
T8	R	39.132	34.312	16.500	33.000
T8	F	37.308	34.312	16.500	33.000
T8	RV	41.840	34.312	16.500	33.000
T5	R	37.359	32.540	16.344	32.688
T5	F	35.523	32.540	16.344	32.688
T5	RV	40.067	32.540	16.344	32.688

Nominal Four Foot Fixture Legend

LMP	End Cap	A	B	C	D
T8	R	51.132	46.312	22.500	45.000
T8	F	49.308	46.312	22.500	45.000
T8	RV	53.840	46.312	22.500	45.000
T5	R	49.170	44.350	22.250	44.500
T5	F	47.346	44.350	22.250	44.500
T5	RV	51.878	44.350	22.250	44.500



www.kenall.com | P: 800-4-Kenall | F: 262-891-9701 | 10200 55th Street Kenosha, Wisconsin 53144, USA

This product complies with the Buy American Act: manufactured in the United States with more than 50% of the component cost of US origin. It may be covered by patents found at www.kenall.com/patents. Content of specification sheets is subject to change; please consult www.kenall.com for current product details. ©2022 Kenall Mfg. Co.

A brand of Legrand