

MILLENIUM STRETCH™

MLRS8S SERIES – CONTINUOUS RUN

PROJECT INFORMATION

Job Name _____


Fixture Type _____

Catalog Number _____

Approved by _____

PRODUCT FEATURES:

- » Surface mount – wall or ceiling; 8" x 48"
- » Continuous row mount luminaires
- » ADA compliant



SPECIFICATIONS

HOUSING: Marine grade aluminum. Extruded body with die-cast end caps. Housing, with end caps, post assembly TGIC polyester powder coat finished – 5-step pre-treatment. Each linear run of luminaires consists of one Beginning of Run Luminaire (B), one or multiple Middle Luminaire(s) (M), and one End of Run Luminaire (E). Specify and/or order systems per linear run (i.e. (1)B48, (5)M48, (1)E48). NOTE: Contact factory for custom lengths.

REFLECTOR: Full reflector/wire cover – 97% reflectivity.

LENS: UV-stabilized, high impact extruded clear or pearlescent polycarbonate. Smooth exterior, linear prismatic interior. Nominal thickness .156". Lens securely positioned in body channels and end caps. Lens locked in place with tamper-resistant stainless steel Torx® T-20 with center pin fasteners and sealed with closed cell gaskets.

END CAPS: Marine grade die-cast aluminum. Three styles available: Flat, Rounded and Reveal. Conduit and "Wire mold™ ready" knockouts visible only from interior of end cap (Flat and Rounded styles only).

SOCKETS: Shock-resistant sockets with internal locking collar to ensure positive lamp retention.

HARDWARE: Four stainless steel, tamper-resistant Torx® T-20 with center pin fasteners secure lens in housing body's lens channel. Electrical Quick Connector supplied (Specify Circuit Qty, see below).

ELECTRICAL: LED: Available 3500K, 4000K and 5000K color temperatures, 82 CRI. 120-277VAC, 50/60Hz electrical input with serviceable high power factor electronic, constant-current driver (<20% THD, >0.95 PF). Standard 0-10V dimming with 3-100% range, maximum driver source of 250 µA. LF: Class P ballasts. Fluorescent electronic 120/277/347 and dual voltage ballasts high power factor.

SENSOR & CONTROLS: Optional sensor available with compatible third party controls. To see the full list of compatible controls, [click here](#).

INSTALLATION: Standard six-point mounting per fixture recommended.

WARRANTY: limited ten (10) year LED warranty.

LISTINGS: UL and CUL listed for Damp Location. See Options for Wet Location – covered ceiling mount. Corner, horizontal wall and pendant mount installation – damp location only. ADA compliant. Suitable for use as a raceway. Suitable for use in continuous row.



ORDERING INFORMATION (Ex: MLRS8S-B48-2/M48-E48-R-MW-CP-1-54-RS-1-120-FS)

Model	Begin. Hsg.	Mid. Hsg.	End. Hsg.	End Cap	Finish	Lens	Lamp Qty	Lamp Type	Ballast/Driver	Circuit Qty	Voltage	Options	Accessories
MLRS8S	B48	/M48	E48										

Beginning of Run Housing Style

B48 Nominal 48" housing

Middle Fixture(s) Housing Style

(replace "x" with qty)
(x)/M48 Nominal 48" housing(s)

Ending of Run Housing Style

E48 Nominal 48" housing

End Caps

R Rounded
F Flat
RV Reveal

Finish

MW Matte White
MB Matte Black
LG Light Gray
CC Custom Color (Consult Factory)

Lens

CP† Clear Polycarbonate
PP Pearlescent Polycarbonate

Lamp Quantity (Cross Section)

1 One
2† Two

Lamp Type (Lamp Qty/Driver/Voltage/Temp)

45L35K 45 Watt 3500K LED
45L40K 45 Watt 4000K LED
45L50K 45 Watt 5000K LED
67L35K 67 Watt 3500K LED
67L40K 67 Watt 4000K LED
67L50K 67 Watt 5000K LED
90L35K 90 Watt 3500K LED
90L40K 90 Watt 4000K LED
90L50K 90 Watt 5000K LED
28 F28T5
32 F32T8
54 F54T5HO
54A F54T5HO amalgam

Ballast/Driver Type

DCC Dimming Constant Current (LED)
IS Instant Start Electronic <10% THD (T8)
RS Rapid Start Electronic <10% THD (T8,T5,T5HO)
SB Specified Ballast

Circuit Quantity

1 One
2† Two

Voltage

120 120 Volts
277 277 Volts
347▲ 347 Volts (Consult Factory)
DV 120-277 Volts

Options

EL*† 500 Minimum Lumen Battery Pack – Specify Quantity (90 Minutes; 32°F Starting Temperature)
PEL*† 1100 Minimum Lumen Battery Pack – Specify Quantity (90 Minutes; 32°F Starting Temperature)
1RW First Isolated Raceway
CDF Captive Diffuser Fasteners
FS Single Fuse & Holder
PH Phillips Head Fasteners
PM§ Pendant Mount (Max. 3/8NPT stems by others; damp only)
XC Auxiliary Circuit
UC† Uplight Component (Pendant Mount only; stems by others; damp only)
WL Wet Location Rating

Accessories

CMB§ Corner Mount Bracket (Must be ordered with DL Option)
)
* EL/PEL will operate one lamp in emergency mode
▲ n/a with EL or PEL options
▼ n/a with T5HO if EL/PEL option ordered with PM or UC option
† n/a with LED Lamp Type
§ PM and CMB not available in conjunction



www.kenall.com | P: 800-4-Kenall | F: 262-891-9701 | 10200 55th Street Kenosha, Wisconsin 53144, USA

This product complies with the Buy American Act: manufactured in the United States with more than 50% of the component cost of US origin. It may be covered by patents found at www.kenall.com/patents. Content of specification sheets is subject to change; please consult www.kenall.com for current product details. ©2022 Kenall Mfg. Co.

A brand of **legrand**

MLRS8S-111122

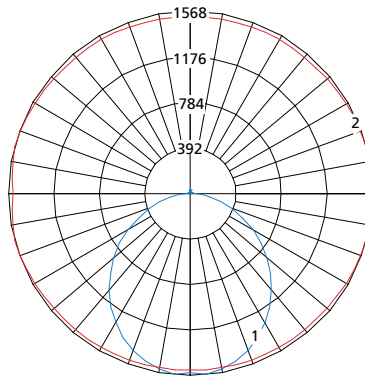
MILLENIUM STRETCH™

MLRS8S SERIES – CONTINUOUS RUN

PERFORMANCE	Initial Delivered Lumens					
	Lamp Type	@ 25°C	Efficacy (lm/W)	Input Power (W)	Drive Current (mA)	Estd. L70 LED Life (Hrs)
	45L35K	4632	95	50	94	150,000
	45L40K	4938	101	50	94	150,000
	45L50K	5136	103	50	94	150,000
	67L35K	6640	89	74	66	150,000
	67L40K	7078	95	74	66	150,000
	67L50K	7362	99	74	66	150,000
	90L35K	8445	84	100	94	150,000
	90L40K	9003	90	100	94	150,000
	90L50K	9363	93	100	94	150,000

Displayed information is for selected luminaires only. Additional wattages and color temperatures are also available. Visit www.kenall.com for additional information.

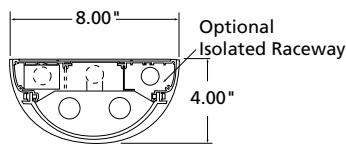
Model: MLRS-48-F-MW-PP-1-45L40K-DCC-1-DV



Maximum Candela = 1370 Located At Horizontal Angle = 15, Vertical Angle = 5

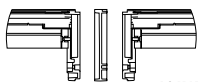
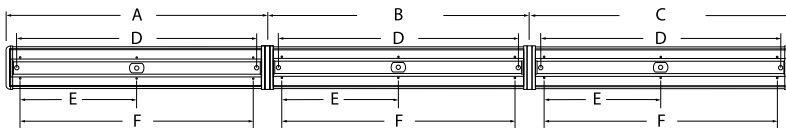
- 1 - Vertical Plane Through Horizontal Angles (15-195) (Through Max. Cd.)
- 2 - Horizontal Cone Through Vertical Angle (5) (Through Max. Cd.)

DIMENSIONAL DATA

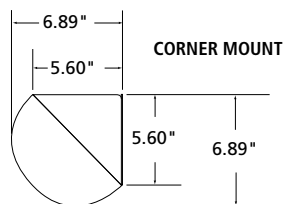


Nominal Four Foot Fixture Legend

LMP	End Cap	A	B	C	D	E	F
T8/LED	R	49.93	49.34	49.93	46.31	22.50	45.00
T8/LED	F	49.32	49.34	49.32	46.31	22.50	45.00
T8/LED	RV	49.02	49.34	49.02	46.31	22.50	45.00
T5	R	47.97	47.37	47.97	44.35	22.25	44.50
T5	F	47.36	47.37	47.36	44.35	22.25	44.50
T5	RV	50.98	47.37	50.98	44.35	22.25	44.50



**JOINER BAND –
REQUIRED FOR
ROW MOUNTING
(SUPPLIED)**



www.kenall.com | P: 800-4-Kenall | F: 262-891-9701 | 10200 55th Street Kenosha, Wisconsin 53144, USA

This product complies with the Buy American Act: manufactured in the United States with more than 50% of the component cost of US origin. It may be covered by patents found at www.kenall.com/patents. Content of specification sheets is subject to change; please consult www.kenall.com for current product details. ©2022 Kenall Mfg. Co.

A brand of **legrand**