

NOVA I™

N548 SERIES (7100)

PRODUCT FEATURES:

- » Surface mount – wall or ceiling; 5" x 48"
- » 16-gauge cold rolled steel baseplate with six-point mounting
- » One-piece wraparound polycarbonate lens
- » Peace of Mind Guarantee®



PROJECT INFORMATION

Job Name _____

Fixture Type _____

Catalog Number _____

Approved by _____

SPECIFICATIONS

BASEPLATE: 16-gauge CRS. Baseplate provided with eight-point mounting holes and one wireway hole. TGIC polyester powder coat – 5-stage pre-treatment. Salt spray test: 1,000 hours; Reflectance: 92%.

LENS: One-piece wraparound lens with eight alignment security tabs for baseplate engagement. UV-stabilized, high impact, virgin injection molded pearlescent prismatic polycarbonate. Nominal thickness .125".

ELECTRICAL: Available 3000K, 3500K, 4000K and 5000K color temperatures, 82 CRI. 120-277VAC, or 347VAC 50/60Hz electrical input with serviceable high power factor electronic, constant-current driver (<20% THD, >0.95 PF). Standard 0-10V dimming with 1-100% range and dim-to-dark capabilities (non dim-to-dark with 347V); 165µA max. source current. Optional embedded microwave motion sensor (MS) has factory default settings of 20 minute time out, dims down to 30%. Consult factory for fluorescent options.

GASKET: Die-cut closed cell neoprene gasket seals lens/housing to mounting surface.

HARDWARE: Six stainless steel Torx® T-20 with center pin fasteners secure lens/housing to baseplate.

INSTALLATION: Eight-point mounting required for Peace of Mind Guarantee®. "Twist-out" sections, with gaskets, permit 1/2" conduit access on each end without special adapter.

PHOTOMETRICS: Photometry tested to the IESNA LM-79-08 standard by an ILAC/ISO17025 accredited laboratory. For additional photometric data, please go to www.kenall.com.

WARRANTY: Limited five (5) year warranty for LED lamps. [Peace of Mind Guarantee against breakage.](#)

LISTINGS: Luminaire certified to UL Standards by Intertek Testing Laboratory for Wet Locations (covered ceilings) and Damp Locations (Wall Mounting). Suitable for installation into -30°C to 40°C ambient environments, unless otherwise noted. Luminaire tested to an IK10 impact protection rating per IEC 60068-2-75:1997-08.



ORDERING INFORMATION (Ex: N548-P-1-45L40K-DCC-1-DV)

Model	Lens Type	Lamp Qty	Lamp Type	Ballast/Driver Type	Ballast/Driver Qty	Voltage	Options	Accessories
N548	P	1			1			
	Lens Type P Pearlescent		Lamp Type 25L30K 25 Watt 3000K LED 25L35K 25 Watt 3500K LED 25L40K 25 Watt 4000K LED 25L50K 25 Watt 5000K LED 45L30K 45 Watt 3000K LED 45L35K 45 Watt 3500K LED 45L40K 45 Watt 4000K LED 45L50K 45 Watt 5000K LED			Voltage DV 120-277 Volts 347 347 Volts	Options LEL* 8.4W LED Emergency Battery Backup (0°C/32°F min. operating temperature) FS Single Fuse & Holder IR Internal Reflector (Wall Mount) PS* Push Switch (Wall Mount) MS* Motion Sensor	
	Lamp Quantity 1 One Lamp		Ballast/Driver Type DCC Dimming Constant Current LED Driver				Accessories CM Corner Mount Adapter – Damp Locations only CMW Corner Mount Adapter – Wet Location Covered Ceiling only SA Surface Adapter – Wet Location Covered Ceiling only	
			Driver Quantity 1 One					

* n/a with 347V



www.kenall.com | P: 800-4-Kenall | F: 262-891-9700 | 10200 55th Street Kenosha, Wisconsin 53144, USA
This product is able to comply with the latest domestic preference legislation, such as the Buy American Act (BAA), Trade Agreement Act (TAA), Build America, Buy America Act (BABA), and others. It may be covered by patents found at www.kenall.com/patents. Content of specification sheets is subject to change; please consult www.kenall.com for current product details. ©2024 Kenall Mfg. Co.

A brand of Legrand

NOVA I™

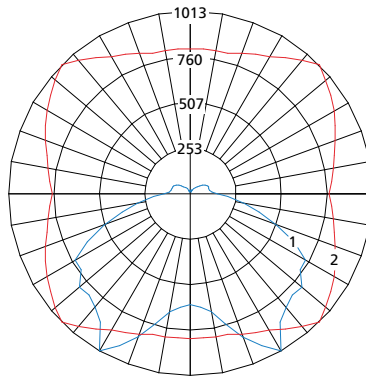
N548 SERIES (7100)

PERFORMANCE

Model	Lamp Power	Initial Delivered Lumens, By Lamp Color (lm)				Efficacy (lm/W)	Input Power (W)	Estd. L70 LED Life (hrs)
		30K8	35K8	40K8	50K8			
N548	25L	3,216	3,316	3,429	3,566	114 - 126	28	100,000
	45L	5,166	5,325	5,507	5,727	105 - 117	49	80,000

Displayed information is for selected luminaires only. Additional wattages and color temperatures are also available. Visit www.kenall.com for additional information.

Model: N548-P-1-45L40K-DCC-1-DV

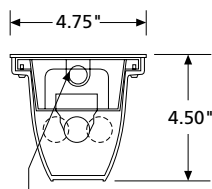


Maximum Candela = 1013 Located At Horizontal Angle = 45, Vertical Angle = 30

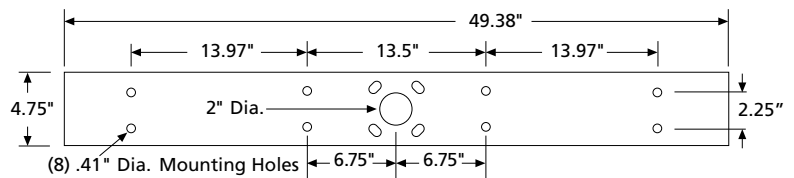
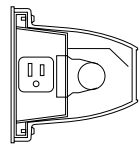
- 1 - Vertical Plane Through Horizontal Angles (45-225) (Through Max. Cd.)
- 2 - Horizontal Cone Through Vertical Angle (30) (Through Max. Cd.)

DIMENSIONAL DATA

CONVENIENCE OUTLET (CO) WITH INTERNAL REFLECTOR (IR)



Lens Twist-out and Wireway 1/2" EMT KO



CORNER MOUNTING ADAPTER

